

change in numbers of students from 2000-2001 to 2005-2006 > higher education - universities and affiliated institutions

higher education *

French Guiana	+	931	60.8%
Overseas Territories	+	2,280	49.3%
Reunion Island	+	1,769	11.6%
Guadeloupe	+	855	11.4%
Corsica	+	409	8.3%
Aquitaine	+	7,514	7.9%
Rhône-Alps	+	17,105	7.8%
Ile-de-France	+	40,296	7.2%
Languedoc-Roussillon	+	6,083	7.0%
Martinique	+	563	7.0%
Pays de la Loire	+	5,858	5.8%
Burgundy	+	2,215	5.6%
Champagne-Ardenne	+	1,889	5.0%
Limousin	+	1,025	4.8%
Brittany	+	4,951	4.7%
Poitou-Charentes	+	2,027	4.6%
Picardy	+	1,737	4.4%
North Pas-de-Calais	+	5,745	3.8%
Alsace	+	2,378	3.7%
Franche-Comté	+	981	3.0%
Midi-Pyrénées	+	3,041	2.7%
Upper Normandy	+	1,312	2.7%
Lorraine	+	2,004	2.6%
Provence-Alpes-Côte d'Azur	+	3,743	2.4%
Auvergne	+	941	2.3%
Lower Normandy	+	175	0.5%
Centre	-	813	-1.4%
All of France		+117,014	5.4%

* all branches of study combined

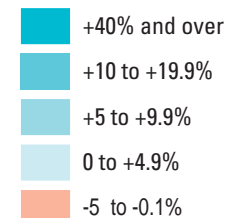
universities and affiliated institutions **

French Guiana	+	607	66.6%
Overseas Territories	+	1,413	41.9%
Corsica	+	280	8.0%
Reunion Island	+	673	6.6%
Limousin	+	802	5.9%
Aquitaine	+	3,728	5.7%
Rhône-Alps	+	7,578	5.4%
Burgundy	+	1,222	4.9%
Alsace	+	2,172	4.8%
Picardy	+	764	3.8%
Pays de la Loire	+	2,026	3.6%
Ile-de-France	+	13,157	3.5%
Poitou-Charentes	+	1,071	3.5%
Brittany	+	2,312	3.4%
Languedoc-Roussillon	+	1,933	3.1%
Auvergne	+	574	2.1%
North Pas-de-Calais	+	1,154	1.2%
Franche-Comté	+	238	1.1%
Martinique	+	23	0.4%
Guadeloupe	+	4	0.1%
Midi-Pyrénées	-	40	-0.1%
Lorraine	-	446	-0.9%
Provence-Alpes-Côte d'Azur	-	1,569	-1.4%
Upper Normandy	-	627	-2.0%
Lower Normandy	-	609	-2.4%
Centre	-	916	-2.4%
Champagne-Ardenne	-	758	-3.4%
All of France		+36,766	2.6%

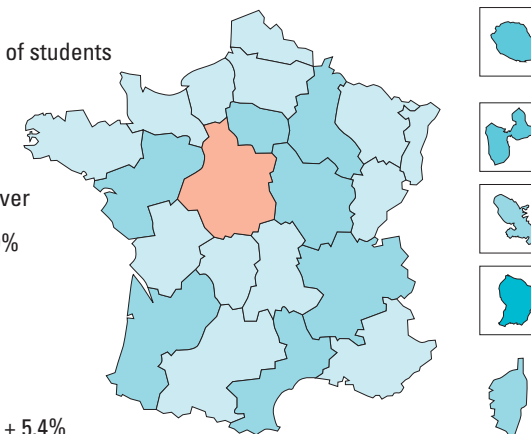
** including IUTs and affiliated engineering schools

higher education

change in number of students
from 2000-2001
to 2005-2006

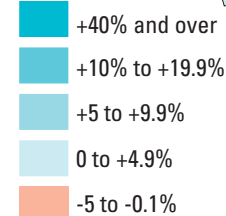


national average : + 5.4%

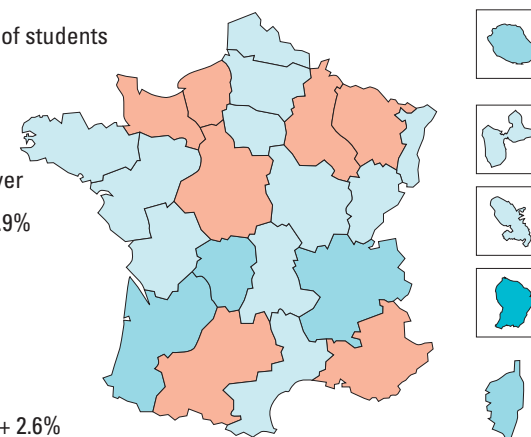


universities and affiliated institutions

change in number of students
from 2000-2001
to 2005-2006



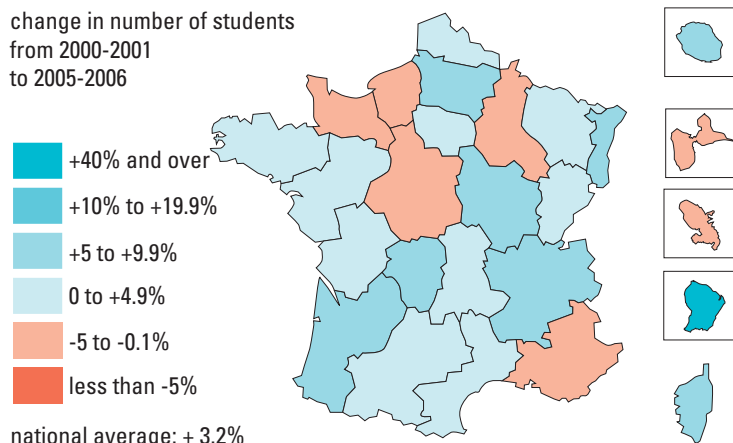
national average: + 2.6%



change in number of students from 2000-2001 to 2005-2006 > universities (excluding IUT and engineering programmes) - university engineering programmes

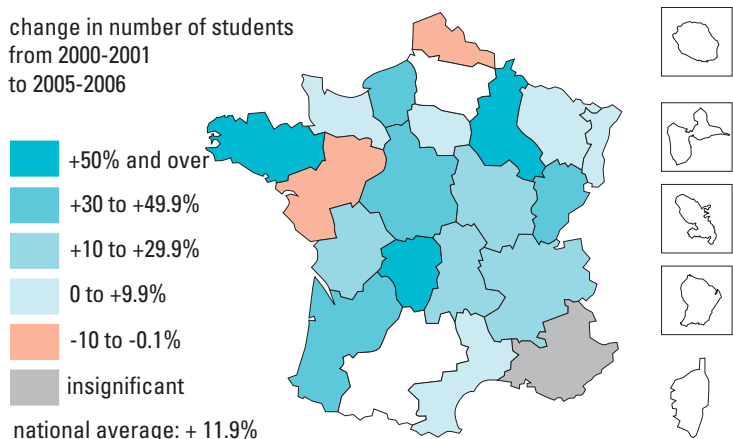
universities (excluding IUT and engineering programmes)

change in number of students from 2000-2001 to 2005-2006



university engineering programmes

change in number of students from 2000-2001 to 2005-2006



universities (excluding IUT and engineering programmes)

French Guiana	+	612	73.2%
Overseas Territories	+	1,413	41.9%
Corsica	+	218	6.8%
Rhône-Alps	+	8,053	6.5%
Limousin	+	726	6.3%
Reunion Island	+	604	6.1%
Burgundy	+	1,246	5.8%
Alsace	+	2,235	5.5%
Picardy	+	936	5.4%
Aquitaine	+	3,189	5.4%
Pays de la Loire	+	2,241	4.5%
Ile-de-France	+	14,229	4.0%
Poitou-Charentes	+	991	3.7%
Languedoc-Roussillon	+	2,122	3.7%
Brittany	+	2,012	3.4%
Franche-Comté	+	570	3.3%
North Pas-de-Calais	+	1,894	2.3%
Auvergne	+	470	2.0%
Lorraine	+	437	1.0%
Midi-Pyrénées	+	137	0.2%
Provence-Alpes-Côte d'Azur	-	452	-0.5%
Guadeloupe	-	28	-0.5%
Martinique	-	35	-0.7%
Upper Normandy	-	645	-2.4%
Lower Normandy	-	578	-2.6%
Centre	-	1,046	-3.2%
Champagne-Ardenne	-	923	-4.8%
All of France		+40,628	3.2%

university engineering programmes

Champagne-Ardenne	+	97	66.9%
Limousin	+	228	59.4%
Brittany	+	636	57.2%
Franche-Comté	+	245	43.4%
Centre	+	598	38.9%
Aquitaine	+	540	38.4%
Upper Normandy	+	62	38.3%
Burgundy	+	193	26.0%
Poitou-Charentes	+	134	18.7%
Rhône-Alps	+	317	17.3%
Auvergne	+	131	12.1%
Ile-de-France	+	198	9.4%
Lower Normandy	+	50	7.2%
Languedoc-Roussillon	+	42	3.4%
Alsace	+	42	3.3%
Lorraine	+	57	3.0%
North Pas-de-Calais	-	63	-2.2%
Pays de la Loire	-	103	-9.2%
Provence-Alpes-Côte d'Azur	-	619	NS

All of France + 2,785 11.9%

Note: in 2003, 3 engineering schools belonging to universities merged to create an engineering school outside the university system.

source > MENESR

change in number of students from 2000-2001 to 2005-2006 > IUTs - STS and affiliated institutions

IUTs

Martinique	+	58	+100%
Guadeloupe	+	32	39.0%
Reunion Island	+	69	26.5%
Corsica	+	62	20.4%
Champagne-Ardenne	+	68	2.2%
Aquitaine	-	1	0.0%
Auvergne	-	27	-1.0%
Upper Normandy	-	44	-1.2%
Poitou-Charentes	-	54	-1.7%
Pays de la Loire	-	112	-2.0%
Alsace	-	105	-2.6%
Midi-Pyrénées	-	177	-2.9%
Lower Normandy	-	81	-2.9%
Brittany	-	336	-4.7%
Rhône-Alps	-	792	-5.4%
Languedoc-Roussillon	-	231	-5.7%
Picardy	-	172	-6.0%
Provence-Alpes-Côte d'Azur	-	498	-6.0%
French Guiana	-	5	-6.7%
Ile-de-France	-	1,270	-7.1%
North Pas-de-Calais	-	677	-7.7%
Burgundy	-	217	-7.9%
Limousin	-	152	-8.7%
Centre	-	468	-9.5%
Lorraine	-	940	-14.9%
Franche-Comté	-	577	-20.7%
All of France		- 6,647	-5.6%

STS and affiliated institutions

Overseas Territories	+	478	54.2%
French Guiana	+	84	51.9%
Reunion Island	+	519	21.1%
Guadeloupe	+	209	14.2%
Martinique	+	172	10.5%
Languedoc-Roussillon	+	871	9.1%
Champagne-Ardenne	+	300	5.6%
Ile-de-France	+	2,189	5.3%
Corsica	+	17	3.0%
Lorraine	+	243	2.9%
Upper Normandy	+	159	2.8%
Provence-Alpes-Côte d'Azur	+	206	1.4%
Lower Normandy	+	65	1.4%
Midi-Pyrénées	+	72	0.7%
Brittany	-	148	-1.1%
Franche-Comté	-	80	-1.7%
North Pas-de-Calais	-	388	-2.0%
Pays de la Loire	-	321	-2.0%
Rhône-Alps	-	530	-2.3%
Limousin	-	107	-3.1%
Aquitaine	-	434	-3.9%
Alsace	-	278	-4.1%
Burgundy	-	366	-6.1%
Picardy	-	440	-6.3%
Auvergne	-	350	-6.4%
Centre	-	683	-7.7%
Poitou-Charentes	-	609	-10.0%
All of France		+ 850	0.4%

change in number of students from 2000-2001 to 2005-2006

